




Getting Started with SkySlope Books

How to Access SkySlope Books

 Access will not be available until your account build has been completed. Your CSM will let you know once you have access and can log into Books!


1. **Log into your [SkySlope Suite account](#)**
 - a. Use the Apps menu and Select Books from the dropdown
2. **Log directly into the [SkySlope Books login page](#) and enter your SkySlope credentials**

How to reach the Books Rockstar Support Team!

1. **Email**  BooksSupport@SkySlope.com
2. **Live Chat**  bookssupport.skyslope.com
 - a. Just click on Chat in the bottom left corner of the



SkySlope Books Articles

 SkySlope Books training resources, tutorials, and product updates at bookssupport.skyslope.com.

 **Here are some articles that will be helpful to review prior to launch!**

Getting Started

1. [Let's Get Launched \(Account Build Items\)](#)
2. [SkySlope Books Glossary](#)
3. [Deal Boards](#)
4. [Deal Statuses](#)
5. [Disbursement Statuses](#)
6. [Manually Syncing Deals from SkySlope to SkySlope Books](#)

Setting Up Integrations

1. [Payload](#)
2. [Authorize.net](#)
3. [QuickBooks](#)